

Chancery and Circuit Court Redistricting

Maps and Demographics

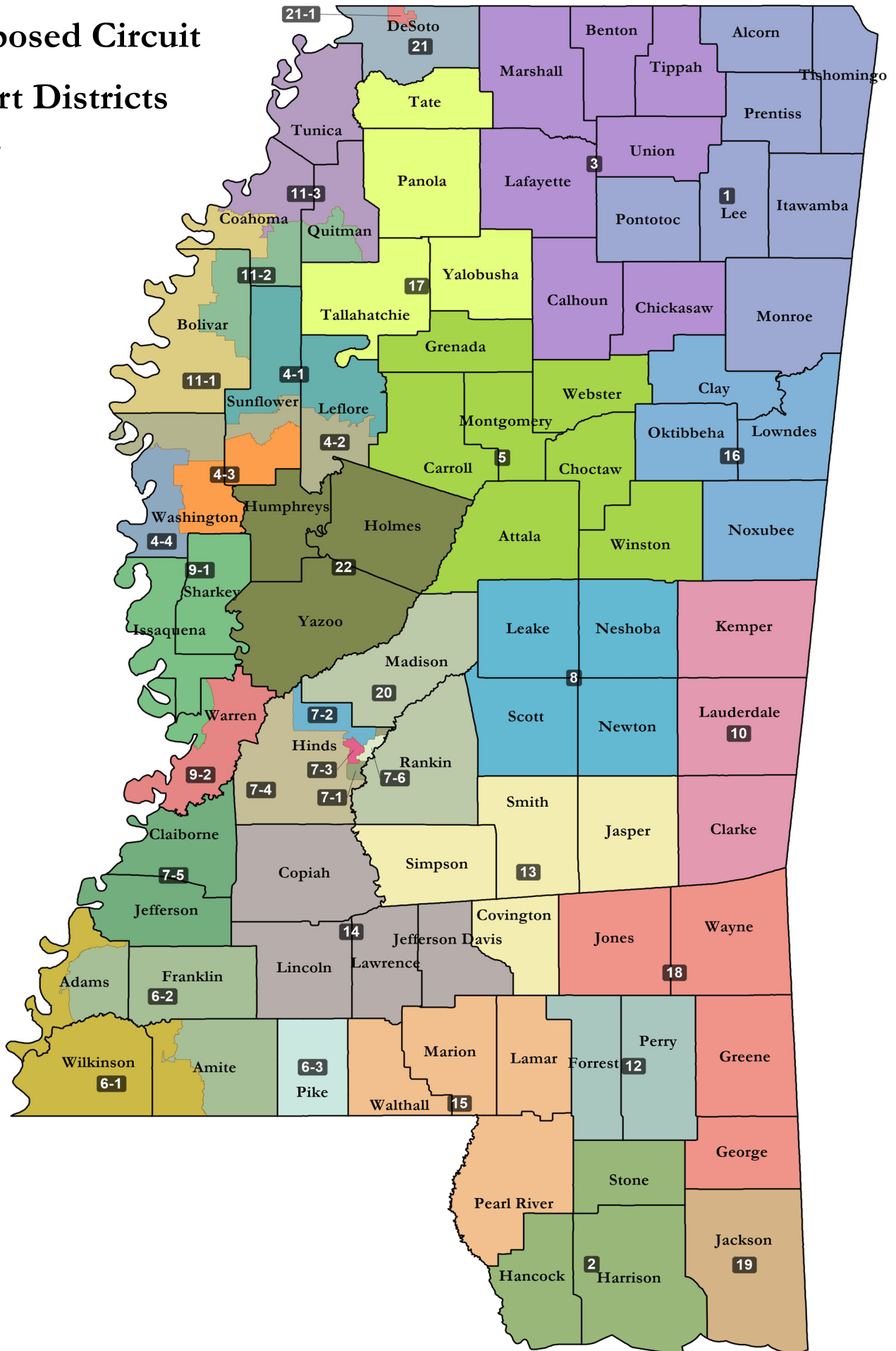
Conference Report

April 1, 2025

HB 1544

SB 2768

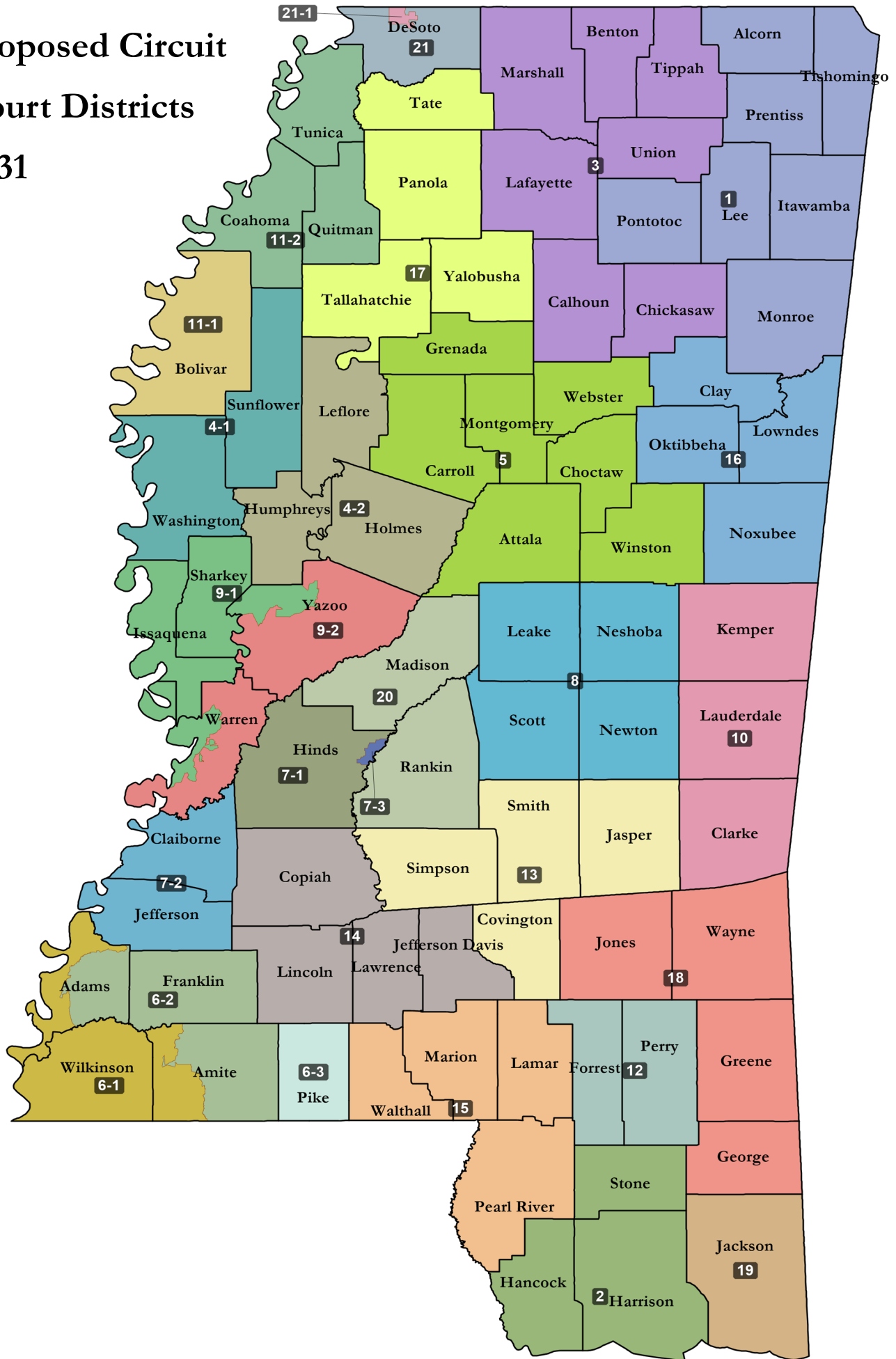
Proposed Circuit Court Districts 2027



2027 Circuit Population using 2020 Census data

District	Population	White	% White	Black	% Black	18+_Pop	% 18+_Pop	18+_Wht	% 18+_Wht	18+_Blk	% 18+_Blk	18+_AP_Bl	% 18+_AP_Bl
1	251168	187010	74.46%	48775	19.42%	193333	76.97%	147648	76.37%	36044	18.64%	37255	19.27%
2	273007	179878	65.89%	58916	21.58%	209959	76.91%	144821	68.98%	41727	19.87%	44180	21.04%
3	177175	116354	65.67%	47300	26.70%	140390	79.24%	94558	67.35%	36709	26.15%	37756	26.89%
4-1	27215	9033	33.19%	16810	61.77%	21318	78.33%	7767	36.43%	12578	59.00%	12797	60.03%
4-2	33450	4956	14.82%	27286	81.57%	24818	74.19%	4203	16.94%	19757	79.61%	20120	81.07%
4-3	11798	2304	19.53%	9162	77.66%	9046	76.67%	1871	20.68%	6914	76.43%	7018	77.58%
4-4	26769	7887	29.46%	17843	66.66%	20537	76.72%	6574	32.01%	13215	64.35%	13411	65.30%
5	95224	54649	57.39%	36753	38.60%	73771	77.47%	44087	59.76%	27223	36.90%	27787	37.67%
6-1	22988	6562	28.55%	15675	68.19%	18342	79.79%	5581	30.43%	12183	66.42%	12445	67.85%
6-2	35532	19347	54.45%	14336	40.35%	28373	79.85%	16023	56.47%	10832	38.18%	11060	38.98%
6-3	40324	16889	41.88%	21562	53.47%	30676	76.07%	13778	44.91%	15616	50.91%	15928	51.92%
7-1	35913	6779	18.88%	27398	76.29%	26980	75.13%	6114	22.66%	19638	72.79%	19961	73.98%
7-2	39093	3062	7.83%	34771	88.94%	30262	77.41%	2473	8.17%	26881	88.83%	27322	90.28%
7-3	34589	1347	3.89%	32028	92.60%	26303	76.04%	1237	4.70%	24209	92.04%	24695	93.89%
7-4	87876	32321	36.78%	50681	57.67%	68923	78.43%	27317	39.63%	38146	55.35%	38720	56.18%
7-5	16395	1868	11.39%	14180	86.49%	12801	78.08%	1683	13.15%	10875	84.95%	11029	86.16%
7-6	30271	15135	50.00%	13234	43.72%	24957	82.45%	12936	51.83%	10498	42.06%	10800	43.27%
8	99643	52976	53.17%	31123	31.23%	73507	73.77%	41763	56.82%	22410	30.49%	22985	31.27%
9-1	16217	3910	24.11%	11732	72.34%	12400	76.46%	3379	27.25%	8609	69.43%	8767	70.70%
9-2	33643	18716	55.63%	13131	39.03%	25988	77.25%	15167	58.36%	9527	36.66%	9725	37.42%
10	97587	49727	50.96%	42743	43.80%	74790	76.64%	40040	53.54%	31356	41.93%	32072	42.88%
11-1	23584	10059	42.65%	12295	52.13%	18080	76.66%	8170	45.19%	8990	49.72%	9163	50.68%
11-2	19704	2468	12.53%	16599	84.24%	14715	74.68%	2076	14.11%	12192	82.85%	12403	84.29%
11-3	25045	5255	20.98%	18857	75.29%	18762	74.91%	4555	24.28%	13498	71.94%	13743	73.25%
12	89669	52539	58.59%	30427	33.93%	70231	78.32%	42667	60.75%	22860	32.55%	23465	33.41%
13	74865	45278	60.48%	26707	35.67%	57588	76.92%	35936	62.40%	19778	34.34%	20171	35.03%
14	86612	47600	54.96%	35230	40.68%	66585	76.88%	37645	56.54%	26391	39.64%	27029	40.59%
15	158692	112702	71.02%	34437	21.70%	120490	75.93%	87890	72.94%	25012	20.76%	25857	21.46%
16	139588	69254	49.61%	62357	44.67%	110856	79.42%	57865	52.20%	47149	42.53%	48135	43.42%
17	86468	46343	53.60%	36446	42.15%	66990	77.47%	37792	56.41%	26830	40.05%	27399	40.90%
18	124905	84388	67.56%	31902	25.54%	94885	75.97%	65999	69.56%	23423	24.69%	23993	25.29%
19	143252	94709	66.11%	30070	20.99%	109676	76.56%	74951	68.34%	22212	20.25%	23385	21.32%
20	266176	173699	65.26%	71213	26.75%	203271	76.37%	136310	67.06%	52857	26.00%	54148	26.64%
21	150203	97334	64.80%	37808	25.17%	112496	74.90%	75519	67.13%	27160	24.14%	27957	24.85%
21-1	35111	12730	36.26%	18397	52.40%	25518	72.68%	10418	40.83%	12612	49.42%	12892	50.52%
22	51528	13825	26.83%	36297	70.44%	39982	77.59%	11945	29.88%	27052	67.66%	27507	68.80%

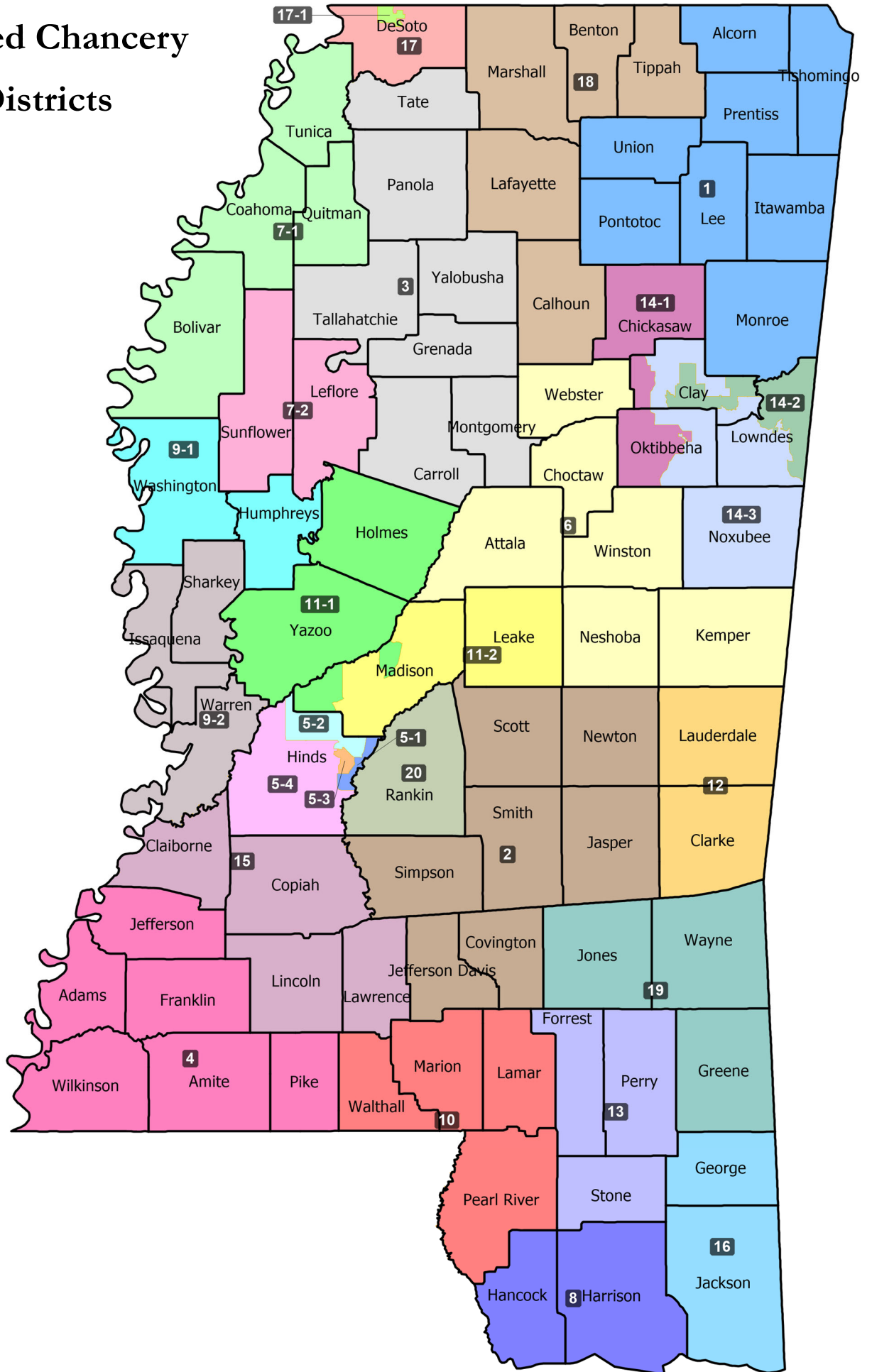
Proposed Circuit Court Districts 2031



2031 Circuit Population using 2020 Census data

District	Population	White	% White	Black	% Black	18+_Pop	% 18+_Pop	18+_Wht	% 18+_Wht	18+_Blk	% 18+_Blk	18+_AP_Bl	% 18+_AP_Bl
1	251168	187010	74.46%	48775	19.42%	193333	76.97%	147648	76.37%	36044	18.64%	37255	19.27%
2	273007	179878	65.89%	58916	21.58%	209959	76.91%	144821	68.98%	41727	19.87%	44180	21.04%
3	177175	116354	65.67%	47300	26.70%	140390	79.24%	94558	67.35%	36709	26.15%	37756	26.89%
4-1	70893	18158	25.61%	50206	70.82%	54733	77.21%	15386	28.11%	37525	68.56%	38121	69.65%
4-2	53124	9838	18.52%	41261	77.67%	39839	74.99%	8411	21.11%	29965	75.22%	30531	76.64%
5	95224	54649	57.39%	36753	38.60%	73771	77.47%	44087	59.76%	27223	36.90%	27787	37.67%
6-1	22988	6562	28.55%	15675	68.19%	18342	79.79%	5581	30.43%	12183	66.42%	12445	67.85%
6-2	35532	19347	54.45%	14336	40.35%	28373	79.85%	16023	56.47%	10832	38.18%	11060	38.98%
6-3	40324	16889	41.88%	21562	53.47%	30676	76.07%	13778	44.91%	15616	50.91%	15928	51.92%
7-1	197471	43509	22.03%	144878	73.37%	152468	77.21%	37141	24.36%	108874	71.41%	110698	72.60%
7-2	16395	1868	11.39%	14180	86.49%	12801	78.08%	1683	13.15%	10875	84.95%	11029	86.16%
7-3	30271	15135	50.00%	13234	43.72%	24957	82.45%	12936	51.83%	10498	42.06%	10800	43.27%
8	99643	52976	53.17%	31123	31.23%	73507	73.77%	41763	56.82%	22410	30.49%	22985	31.27%
9-1	38328	9256	24.15%	27715	72.31%	29561	77.13%	8124	27.48%	20476	69.27%	20788	70.32%
9-2	38275	23379	61.08%	13079	34.17%	29956	78.27%	18985	63.38%	9686	32.33%	9905	33.07%
10	97587	49727	50.96%	42743	43.80%	74790	76.64%	40040	53.54%	31356	41.93%	32072	42.88%
11-1	30985	10111	32.63%	19365	62.50%	23662	76.37%	8243	34.84%	14302	60.44%	14570	61.58%
11-2	37348	7671	20.54%	28386	76.00%	27895	74.69%	6558	23.51%	20378	73.05%	20739	74.35%
12	89669	52539	58.59%	30427	33.93%	70231	78.32%	42667	60.75%	22860	32.55%	23465	33.41%
13	74865	45278	60.48%	26707	35.67%	57588	76.92%	35936	62.40%	19778	34.34%	20171	35.03%
14	86612	47600	54.96%	35230	40.68%	66585	76.88%	37645	56.54%	26391	39.64%	27029	40.59%
15	158692	112702	71.02%	34437	21.70%	120490	75.93%	87890	72.94%	25012	20.76%	25857	21.46%
16	139588	69254	49.61%	62357	44.67%	110856	79.42%	57865	52.20%	47149	42.53%	48135	43.42%
17	86468	46343	53.60%	36446	42.15%	66990	77.47%	37792	56.41%	26830	40.05%	27399	40.90%
18	124905	84388	67.56%	31902	25.54%	94885	75.97%	65999	69.56%	23423	24.69%	23993	25.29%
19	143252	94709	66.11%	30070	20.99%	109676	76.56%	74951	68.34%	22212	20.25%	23385	21.32%
20	266176	173699	65.26%	71213	26.75%	203271	76.37%	136310	67.06%	52857	26.00%	54148	26.64%
21	150203	97334	64.80%	37808	25.17%	112496	74.90%	75519	67.13%	27160	24.14%	27957	24.85%
21-1	35111	12730	36.26%	18397	52.40%	25518	72.68%	10418	40.83%	12612	49.42%	12892	50.52%

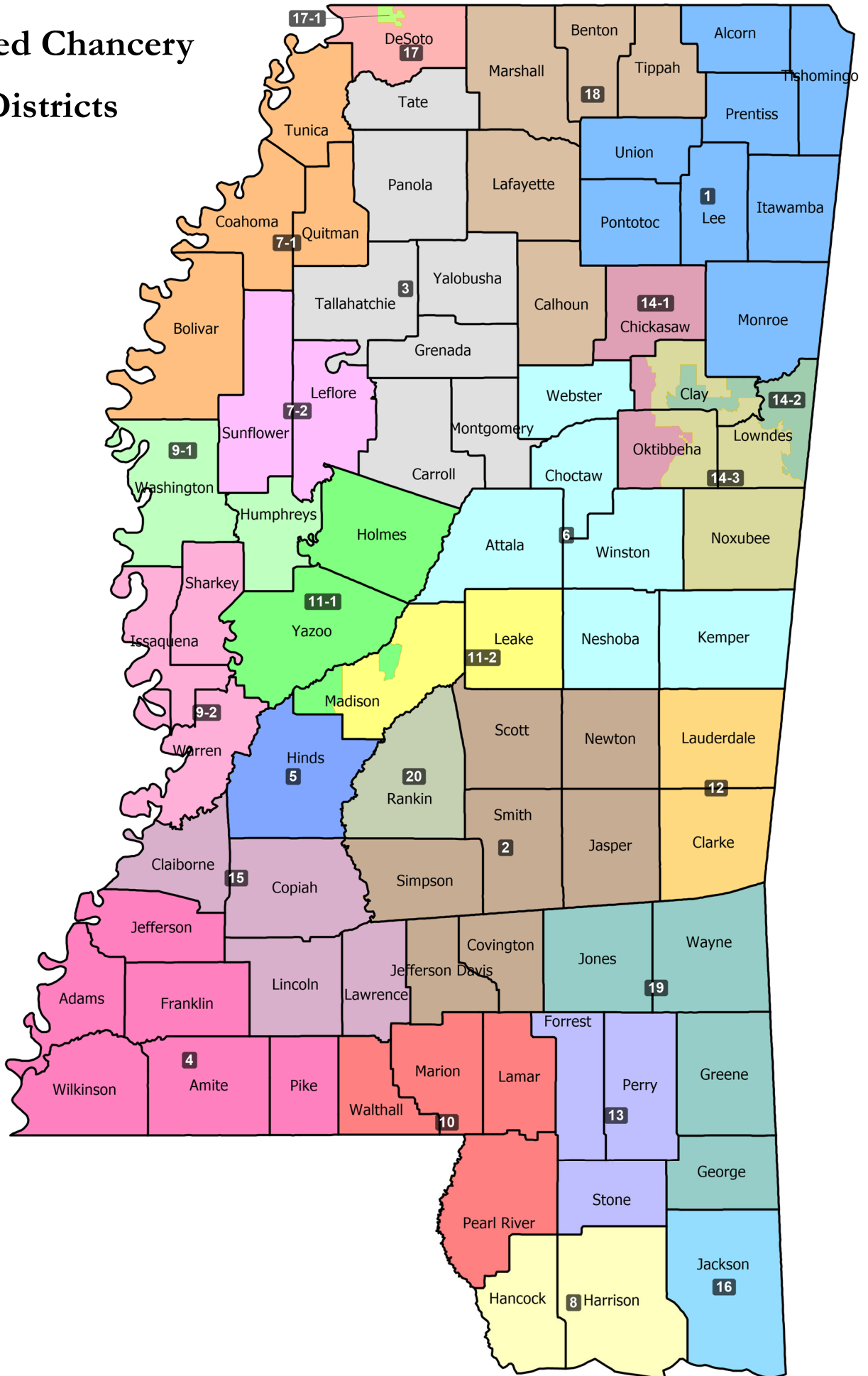
Proposed Chancery Court Districts 2027



2027 Chancery population using 2020 Census data

District	Population	White	% White	Black	% Black	18+_Pop	% 18+_Pop	18+_Wht	% 18+_Wht	18+_Blk	% 18+_Blk	18+_AP_Bl	% 18+_AP_Bl
1	278945	208762	74.84%	52749	18.91%	214453	76.88%	164530	76.72%	39023	18.20%	40355	18.82%
2	135467	75943	56.06%	49834	36.79%	102997	76.03%	60223	58.47%	36827	35.76%	37634	36.54%
3	127917	69339	54.21%	53272	41.65%	99550	77.82%	56532	56.79%	39537	39.72%	40395	40.58%
4	106104	43692	41.18%	57764	54.44%	82969	78.20%	36181	43.61%	43298	52.19%	44169	53.24%
5-1	54918	17719	32.26%	34309	62.47%	42697	77.75%	15316	35.87%	25233	59.10%	25750	60.31%
5-2	45638	6592	14.44%	37297	81.72%	35591	77.99%	5567	15.64%	28735	80.74%	29233	82.14%
5-3	39310	2012	5.12%	35825	91.13%	30214	76.86%	1877	6.21%	27258	90.22%	27795	91.99%
5-4	87876	32321	36.78%	50681	57.67%	68923	78.43%	27317	39.63%	38146	55.35%	38720	56.18%
6	91850	50996	55.52%	31826	34.65%	69599	75.77%	40747	58.55%	23289	33.46%	23786	34.18%
7-1	68333	17782	26.02%	47751	69.88%	51557	75.45%	14801	28.71%	34680	67.27%	35309	68.49%
7-2	54310	12916	23.78%	39059	71.92%	41442	76.31%	11006	26.56%	28766	69.41%	29259	70.60%
8	254674	165945	65.16%	55663	21.86%	195665	76.83%	133854	68.41%	39220	20.04%	41614	21.27%
9-1	52707	12702	24.10%	38152	72.39%	40149	76.17%	10651	26.53%	28147	70.11%	28647	71.35%
9-2	49860	22626	45.38%	24863	49.87%	38388	76.99%	18546	48.31%	18136	47.24%	18492	48.17%
10	158692	112702	71.02%	34437	21.70%	120490	75.93%	87890	72.94%	25012	20.76%	25857	21.46%
11-1	56081	15199	27.10%	39249	69.99%	43236	77.10%	13025	30.13%	29097	67.30%	29542	68.33%
11-2	118082	68160	57.72%	37820	32.03%	89678	75.95%	53641	59.82%	28128	31.37%	28783	32.10%
12	88599	46907	52.94%	37248	42.04%	67621	76.32%	37588	55.59%	27087	40.06%	27735	41.02%
13	108002	66472	61.55%	33680	31.18%	84525	78.26%	53634	63.45%	25367	30.01%	26031	30.80%
14-1	51522	29191	56.66%	18708	36.31%	42071	81.66%	25091	59.64%	14287	33.96%	14591	34.68%
14-2	54116	31066	57.41%	20059	37.07%	42254	78.08%	25155	59.53%	15012	35.53%	15343	36.31%
14-3	51056	17661	34.59%	31026	60.77%	39753	77.86%	14649	36.85%	23419	58.91%	23886	60.09%
15	84426	44217	52.37%	36576	43.32%	64844	76.81%	34920	53.85%	27479	42.38%	28087	43.31%
16	167602	115821	69.10%	31852	19.00%	127929	76.33%	90873	71.03%	23554	18.41%	24790	19.38%
17	150203	97334	64.80%	37808	25.17%	112496	74.90%	75519	67.13%	27160	24.14%	27957	24.85%
17-1	35111	12730	36.26%	18397	52.40%	25518	72.68%	10418	40.83%	12612	49.42%	12892	50.52%
18	132292	85938	64.96%	35890	27.13%	106048	80.16%	70646	66.62%	28161	26.56%	28971	27.32%
19	100555	63276	62.93%	30120	29.95%	76632	76.21%	50077	65.35%	22081	28.81%	22588	29.48%
20	157031	112872	71.88%	32566	20.74%	120310	76.62%	88484	73.55%	24212	20.12%	24869	20.67%

Proposed Chancery Court Districts 2031



2031 Chancery Population using 2020 Census data

District	Population	White	% White	Black	% Black	18+_Pop	% 18+_Pop	18+_Wht	% 18+_Wht	18+_Blk	% 18+_Blk	18+_AP_Bl	% 18+_AP_Bl
1	278945	208762	74.84%	52749	18.91%	214453	76.88%	164530	76.72%	39023	18.20%	40355	18.82%
2	135467	75943	56.06%	49834	36.79%	102997	76.03%	60223	58.47%	36827	35.76%	37634	36.54%
3	127917	69339	54.21%	53272	41.65%	99550	77.82%	56532	56.79%	39537	39.72%	40395	40.58%
4	106104	43692	41.18%	57764	54.44%	82969	78.20%	36181	43.61%	43298	52.19%	44169	53.24%
5	227742	58644	25.75%	158112	69.43%	177425	77.91%	50077	28.22%	119372	67.28%	121498	68.48%
6	91850	50996	55.52%	31826	34.65%	69599	75.77%	40747	58.55%	23289	33.46%	23786	34.18%
7-1	68333	17782	26.02%	47751	69.88%	51557	75.45%	14801	28.71%	34680	67.27%	35309	68.49%
7-2	54310	12916	23.78%	39059	71.92%	41442	76.31%	11006	26.56%	28766	69.41%	29259	70.60%
8	254674	165945	65.16%	55663	21.86%	195665	76.83%	133854	68.41%	39220	20.04%	41614	21.27%
9-1	52707	12702	24.10%	38152	72.39%	40149	76.17%	10651	26.53%	28147	70.11%	28647	71.35%
9-2	49860	22626	45.38%	24863	49.87%	38388	76.99%	18546	48.31%	18136	47.24%	18492	48.17%
10	158692	112702	71.02%	34437	21.70%	120490	75.93%	87890	72.94%	25012	20.76%	25857	21.46%
11-1	56081	15199	27.10%	39249	69.99%	43236	77.10%	13025	30.13%	29097	67.30%	29542	68.33%
11-2	118082	68160	57.72%	37820	32.03%	89678	75.95%	53641	59.82%	28128	31.37%	28783	32.10%
12	88599	46907	52.94%	37248	42.04%	67621	76.32%	37588	55.59%	27087	40.06%	27735	41.02%
13	108002	66472	61.55%	33680	31.18%	84525	78.26%	53634	63.45%	25367	30.01%	26031	30.80%
14-1	51522	29191	56.66%	18708	36.31%	42071	81.66%	25091	59.64%	14287	33.96%	14591	34.68%
14-2	53609	30915	57.67%	19687	36.72%	41864	78.09%	24980	59.67%	14786	35.32%	15117	36.11%
14-3	51563	17812	34.54%	31398	60.89%	40143	77.85%	14824	36.93%	23645	58.90%	24112	60.07%
15	84426	44217	52.37%	36576	43.32%	64844	76.81%	34920	53.85%	27479	42.38%	28087	43.31%
16	143252	94709	66.11%	30070	20.99%	109676	76.56%	74951	68.34%	22212	20.25%	23385	21.32%
17	150203	97334	64.80%	37808	25.17%	112496	74.90%	75519	67.13%	27160	24.14%	27957	24.85%
17-1	35111	12730	36.26%	18397	52.40%	25518	72.68%	10418	40.83%	12612	49.42%	12892	50.52%
18	132292	85938	64.96%	35890	27.13%	106048	80.16%	70646	66.62%	28161	26.56%	28971	27.32%
19	124905	84388	67.56%	31902	25.54%	94885	75.97%	65999	69.56%	23423	24.69%	23993	25.29%
20	157031	112872	71.88%	32566	20.74%	120310	76.62%	88484	73.55%	24212	20.12%	24869	20.67%

Circuit Caseload data from 12/2024 by proposed Districts				Chancery Caseload data from 12/2024 by proposed Districts			
2027		2031		2027		2031	
District	Cases Filed	District	Cases Filed	District	Cases Filed	District	Cases Filed
1	4800	1	4800	1	5422	1	5422
2	2141	2	2141	2	2819	2	2819
3	4473	3	4473	3	2238	3	2238
4	695	4	1128	4	2274	4	2274
5	1799	5	1799	5	4689	5	4689
6	1238	6	1238	6	1697	6	1697
7	2271	7	2271	7	2158	7	2158
8	2323	8	2323	8	5025	8	5025
9	515	9	645	9	1478	9	1478
10	865	10	865	10	2774	10	2774
11	683	11	683	11	2531	11	2531
12	894	12	894	12	1619	12	1619
13	1643	13	1643	13	1982	13	1982
14	1880	14	1880	14	2318	14	2318
15	2254	15	2254	15	1815	15	1815
16	1682	16	1682	16	3646	16	3182
17	1838	17	1838	17	2520	17	2520
18	1236	18	1236	18	2091	18	2091
19	832	19	832	19	1624	19	2142
20	1773	20	1773	20	2370	20	2370
21	1712	21	1712				
22	563						